

XPANDER




A Brand New Journey

Introducing the new XPANDER.
Completely redesigned for the modern world,
the XPANDER enhances your journey,
no matter where or how far you go.
With exceptional comfort and
convenient features for every passenger,
and capability you can count on,
the XPANDER provides
an enjoyable driving experience
for the whole family.

Drive your Ambition



Note: Some equipment may vary by market. Please consult your local MITSUBISHI MOTORS dealer/distributor for details.



A pleasure for all senses.

Refinement that makes you smile.

The modern and stylish interior lined with soft-touch materials pleases all the senses. Enjoy the dependable SUV feel of the solid and sleek instrument panel that expands from end to end along a sturdy horizontal axis to provide a clear front view that makes driving more enjoyable and stress-free. Conveniences like the new digital cooler panel that's easier to use and 2nd row armrest cup holders provide everyone with a pleasant drive.

Note: Some equipment may vary by market. Please consult your local MITSUBISHI MOTORS dealer/distributor for details.





High ground clearance and high driving view

Top-level ground clearance and a high driving position allow confident and comfortable driving on bumpy or uneven roads and a clear view of the road ahead.

Eye point height:

1,340 mm

Minimum ground clearance:

225 mm

*CVT model: 220mm



High-efficiency Continuously Variable Transmission [CVT]

The high-efficiency CVT provides an ideal balance between fuel efficiency and driving power with smooth gear shifts. Step-up shifting provides a crisp acceleration feel that's powerful and sharp.



Smoother, smarter, and more confident.






Put your mind at ease.

Active Stability Control [ASC]: The control capabilities of ASC are supplemental only. Please drive safely and never rely solely on these functions whilst driving. Be sure to use the same specified type and size of tyres on all 4 wheels. Do not instal any aftermarket limited slip differential on your vehicle.

Anti-lock Brake System [ABS]: ABS can help the driver maintain control whilst braking, but is never a substitute for safe driving. ABS does not always reduce stopping distances, which may be influenced by many factors including road surface conditions and friction between the tyres and road surface.

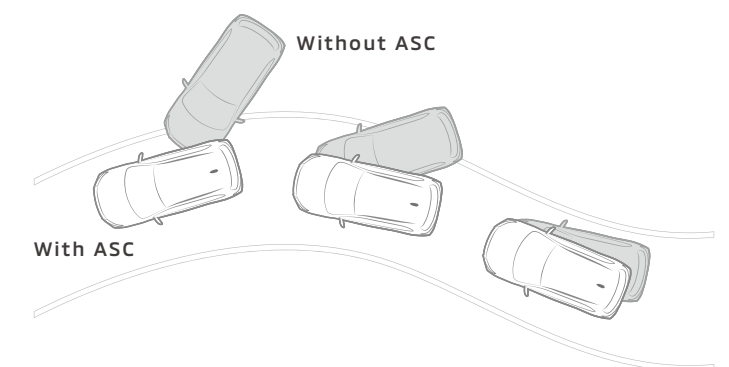
Please see the owner's manual for additional information.

Note: Some equipment may vary by market. Please consult your local MITSUBISHI MOTORS dealer/distributor for details.



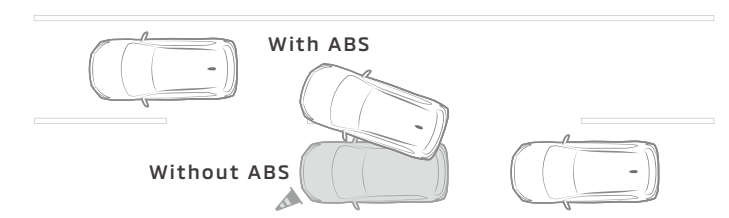
Active Stability Control [ASC]

Maintain control on slippery roads and around turns. ASC automatically adjusts engine output and applies the brakes where needed to prevent skidding when the tyres lose their grip.



Anti-lock Brake System [ABS]

Brake safely on slippery roads. ABS helps the wheels from locking up when braking.





Supports everything you love to do.

Spacious luggage area

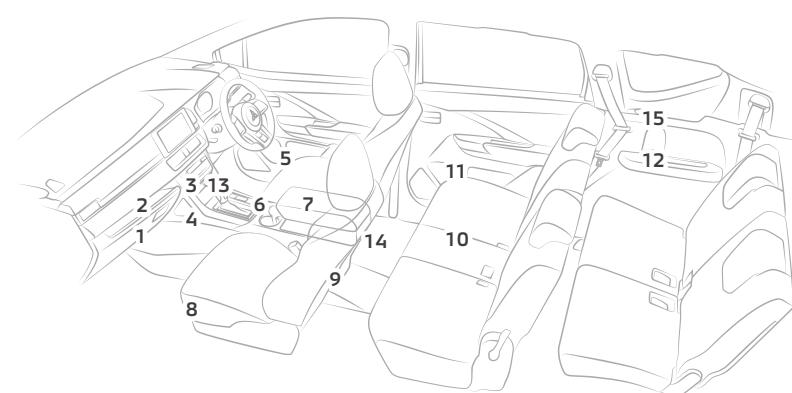
Enjoy your favourite activities with the spacious luggage room. The wide opening makes loading and unloading easy for anyone. What's more, convenient compartments and underfloor storage help keep your smaller items organised.



Underfloor luggage area storage



Rear luggage compartment



Convenient storage & power outlets for all passengers

Keep your interior clean and organised with smart storage solutions. With power outlets on every row, all passengers can keep their smartphones, tablets, or other electronic devices charged.



*DC12V USB adapters not included.



Spacious cabin and versatile seating arrangements

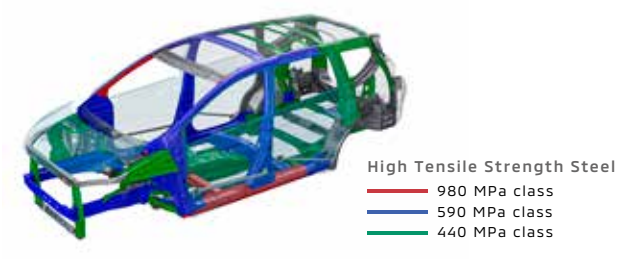
Flexible seating configurations provide support for all your favourite activities. Load items easily by folding down the second and third row seats, or fold the second row armrest to store long items.




Where your journey begins.

FEATURE HIGHLIGHTS

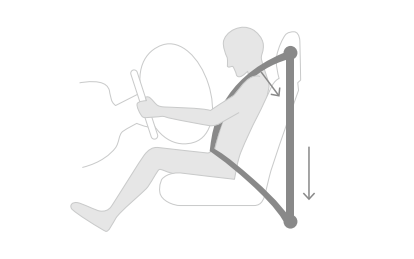
Safety



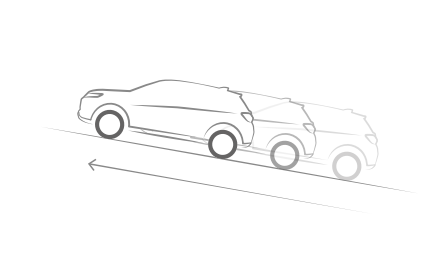
RISE body
RISE (Reinforced Impact Safety Evolution) body helps keep everyone safe in the event of a collision by efficiently absorbing energy and maintaining high cabin integrity.



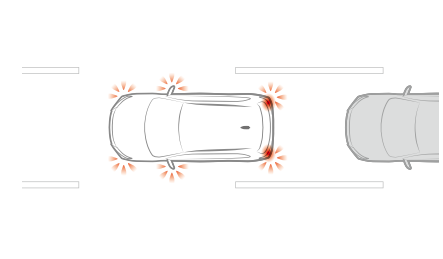
Driver and passenger SRS airbags
The driver and passenger SRS airbags protect front occupants by absorbing impact force to help keep them safe in frontal collisions.



Pretensioners
Pretensioners help reduce frontal impact force in frontal collisions when used with seatbelts. Front seatbelt pretensioners automatically tighten in a collision to help restrain front occupants.




Hill Start Assist [HSA]
For peace of mind during stop-and-go uphill driving, HSA maintains braking force until the accelerator is pressed to prevent the vehicle from rolling backwards.




Emergency Stop Signal system [ESS]
Prevent being rear-ended. ESS automatically flashes the hazards during sudden braking or when ABS is activated to warn following vehicles.


Utility




Tilt and telescopic steering wheel
Enjoy your drive in comfort. The steering wheel can be adjusted up, down, forwards, and backwards to find the ideal driving position for any driver.




Electric parking brake (Brake auto hold)
Turn Electric parking brake on/off with a simple switch. When Brake auto hold is active, the vehicle will temporarily stay in place even with your foot off the brake pedal.




Digital cooler panel
The new digital cooler panel isn't just stylish but intuitive and easy to use.



Rear manual cooler
Keep everyone comfortable even in hot weather. Rear passengers can conveniently use the knob to control airflow.




USB port for charging for 2nd row seat (Type A and C)
Rear passengers can keep their electronic devices charged with the USB ports for charging conveniently placed behind the floor console.




Keyless Operation System [KOS] + engine switch
Conveniently unlock the doors by pressing the switch on the front doors or tailgate whilst carrying your key fob on you. Once inside, start the engine by pressing the switch whilst holding the brake pedal down.

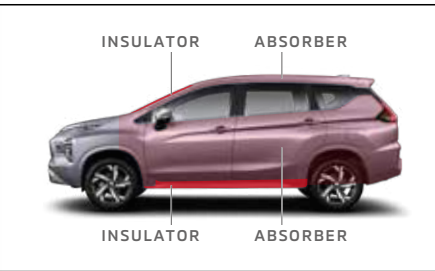
Mechanism



Responsive 1.5L MIVEC engine
The spirited 16-valve DOHC engine with advanced MIVEC* puts ample power at your command – more than enough to carry seven adults up steep mountain roads with ease.
*Mitsubishi Innovative Valve timing Electronic Control system




Flat and comfortable ride
Enjoy your drive in comfort. A reinforced suspension system with high-performance shock absorbers provides stable handling and exceptional ride comfort. To achieve a surprisingly quiet interior, certain areas of the body are covered with high-performance sound absorbing and vibration blocking material.




INSULATOR ABSORBER
INSULATOR ABSORBER


Exterior



LED headlight (High/Low beam)
Both the high and low beams are LED-powered for improved brightness and illumination.



Rear combination light
Be seen better in the dark. The rear combination lights with LED help keep your vehicle clearly visible from behind.



Shark-fin antenna
The shark-fin antenna's sharp design complements the vehicle's dynamic exterior styling.

Hill Start Assist [HSA]: HSA is not a substitute for safe driving. Never rely solely on this function whilst driving on steep roads. Your vehicle may move backwards if the brake pedal is not sufficiently depressed, if the vehicle is heavily loaded, or if the road is very steep or slippery. This function is not designed to keep the vehicle stopped in place on uphill slopes for more than 2 seconds. Do not rely on this function to maintain a stopped position as an alternative to depressing the brake pedal. Please see the owner's manual for additional information.

VARIATIONS

P2

2WD 1.5-Litre
CVT



Black x
Beige



P1

2WD 1.5-Litre
CVT / 5MT



Image shows 5MT model

Black x
Dark Brown



H

2WD 1.5-Litre
CVT / 5MT



Image shows CVT model

Black



M

2WD 1.5-Litre
CVT / 5MT



Image shows 5MT model

Black



Body colours



Green Bronze Metallic (C31)



Quartz White Pearl (W81)



Blade Silver Metallic (U33)



Graphite Grey Metallic (U28)



Jet Black Mica (X37)



Red Metallic (P26)

Note: Colours shown may differ slightly from actual colours due to printing process. Please consult your local MITSUBISHI MOTORS dealer/distributor for actual colours. Some equipment may vary by market. Please consult your local MITSUBISHI MOTORS dealer/distributor for details.

STANDARD & OPTIONAL EQUIPMENT

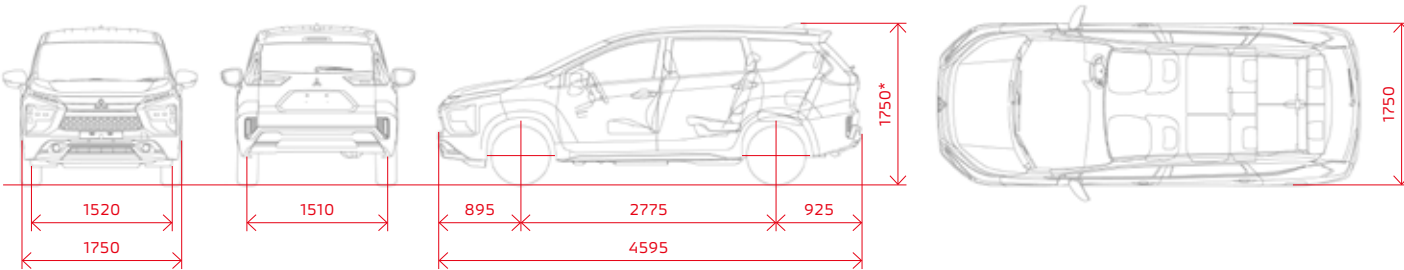
			■ Standard – Not available				
Model		MEDIUM LINE	HIGH LINE	Model		MEDIUM LINE	HIGH LINE
Performance				Interior			
1.5-litre 16-valve DOHC (4A91)		■	■	Instrument panel tray		■	■
195/65R16 + 16-inch alloy wheel		■	–	Convenient hook Passenger seat		■	■
205/55R17 + 17-inch alloy wheel		–	■	Glove box		■	■
(Machine finished two tone)				Floor console box		■	■
Spare tyre (T135/90D16)		■	■	with lid		■	■
Tool & jack		■	■	with tray (Slide lid type)		–	–
				with armrest		–	–
Exterior				Cup holder (Floor console x 2)		■	■
Front bumper (Colour-keyed)		■	■	Scuff plate		■	■
Front grille		■	–	Rear quarter trim storage		■	■
Front bumper lower		–	■	Front console open tray		■	■
garnish		■	–	USB port for charging for 2nd row seat		■	■
Silver		–	■	(Type A and C)			
Side sill garnish		■	■	Accessory socket		■	■
Material black		–	■	Instrument panel lower		■	■
Silver		–	■	(DC12V)		■	■
Side window moulding		■	–	floor console box		■	■
Material black		–	■	Rear quarter trim		■	■
Chrome		–	■	Needle punch carpet		■	■
Rear bumper (Colour-keyed)		■	■	Underfloor luggage area storage		■	■
Rear bumper garnish		■	–	Safety & Security			
Silver		■	–	Rearview camera		■	■
Outer door handle		■	■	Driver and passenger SRS airbags		■	■
Colour-keyed		■	■	Front 3-point seatbelt with Emergency Locking		■	■
Chrome		■	■	Retractor [ELR] with pretensioner x 2		■	■
Door mirror with side turn signal		■	■	2nd row seat 3-point seatbelt with Emergency		■	■
(Electrically adjustable, colour-keyed)				Locking Retractor [ELR] x 3			
Power folding door		■	■	3rd row seat 3-point seatbelt with Emergency		■	■
mirror with side turn		■	■	Locking Retractor [ELR] x 2			
signal (Electrically		■	–	Seatbelt reminder with buzzer		■	■
adjustable)				(Driver seat, passenger seat)			
Windscreen glass		■	■	Lower anchor and tether anchor for ISO-FIX child		■	■
(Laminated glass with UV ray reduction)				seat (for 2nd row seat) x 2		■	■
Rear window defogger		■	■	Child safety lock (Rear door)		■	■
Under cover		■	■	Side impact door beams (Front door, rear door)		■	■
Interior				Pedestrian protection		–	–
Electric power steering		■	■	(Head protection and Leg protection)			
Tilt and telescopic steering wheel		■	■	Anti-lock Brake System [ABS] with Electronic		■	■
Steering wheel (3 spoke type)		■	■	Brake force Distribution [EBD]			
Leather-wrapped steering wheel (3 spoke type)		–	■	Active Stability Control [ASC]		■	■
Gearshift knob		–	■	Hill Start Assist [HSA]		■	■
Leather-wrapped gearshift knob		–	■	Emergency Stop Signal system [ESS]		■	■
Gearshift panel with illumination		–	■	Immobiliser		■	■
Parking brake lever		■	■	Anti-theft alarm system		■	■
Leather-wrapped parking brake lever		–	■	Manual transmission interlock		■	■
(Chrome release switch)				Automatic transmission shift lock with key		■	■
Electric parking brake (Brake auto hold)		■	■	interlock			
Audio		■	■	Utility			
Audio, hands-free phone,		■	■	Cooler		■	■
voice recognition				Pollen air filter (for PM2.5)		■	■
Audio, hands-free phone,		■	■	Rear manual cooler		■	■
voice recognition, cruise		■	■	Audio less		■	■
control				6 speaker		–	–
Fabric		■	–	4 speaker		■	■
High-grade fabric		–	■	Central door locking system with centre door		■	■
Synthetic leather		–	–	locking switch			
(Heat guard)				Speed sensing automatic central door lock with		–	■
Manual adjustable driver seat (Sliding, reclining)		■	■	impact sensitive unlock mechanism			
Manual adjustable driver seat		–	■	Remote keyless entry (Transmitter x 2)		■	■
(Sliding, reclining, height (dial type))				Keyless Operation System [KOS] (Transmitter x 2)		–	■
Passenger seat under tray		■	■	with engine switch			
Seatback pocket		■	■	Tailgate handle (Electrical switch type)		■	■
Driver seat		–	■	Power window (Front door, rear door) with driver		■	■
Passenger seat				auto up/down and anti-trapping function		■	■
Seatback multiple		■	■	Roof antenna		■	–
pocket				Shark-fin antenna		■	■
Passenger seat				Cruise control		■	■
2nd row seat sliding, reclining, tumble,				Lighting and Visibility			
seatback folding function (60:40 split type)		■	■	Multi-reflector halogen headlight		■	–
Cup holder (2nd row seat centre armrest x 2)		■	■	LED headlight (High/low beam)		–	■
3rd row seat reclining function (50:50 split type)		■	■	LED position light		■	■
and flat luggage mode				Welcome light		■	■
Door panel accent (Silver)		■	–	Coming home light		–	–
Bottle holder		■	■	Front fog light		■	■
(Front and rear door trim, quarter trim, both side)				Rear combination light		■	■
Soft pad trim with stitch		■	■	LED high-mount stop light		■	■
Door pocket (Front door, Rear door)		■	■	Room light (Front, rear)		■	■
Power window switch panel (Carbon grain)		■	■	Key cylinder illumination		■	–
Front and rear door		■	–	Front windscreen variable intermittent wiper with		■	■
inner door handle		–	■	misting function			
Material black				Rear window intermittent wiper		■	■
Chrome		–	■				
Dimming rearview mirror		■	■	WARNING			
Driver sunvisor		■	■	-Individuals who use implantable pacemakers or implantable cardioverter-defibrillators			
with ticket holder		■	■	should keep away from the Keyless Operation System [KOS]. The electromagnetic waves			
with ticket holder and		■	■	used in the KOS may affect the operation of implantable pacemakers or implantable			
vanity mirror (with lid)		■	■	cardioverter-defibrillators.			
vanity mirror (with lid)		■	■	-Individuals using other electro-medical apparatuses should check with the manufacturer			
Passenger sunvisor with		■	■	of the apparatus to confirm the effect of the electromagnetic waves used by the KOS,			
Retractable assist grip		■	–	as the electromagnetic waves may affect their operations.			
Passenger seat x 1,							
2nd row seat x 2		–	■				
Passenger seat x 1,							
2nd row seat x 2,							
3rd row seat x 2							
Combination meter cluster with black ring		■	■				
(Semi high contrast type)							
High contrast backlit meter and gauge &		–	■				
Multi-information display (TFT colour LCD)							

TECHNICAL SPECIFICATIONS

		2WD						
		1.5-litre						
		5MT		CVT*1				
		7-seater						
		NC2WLNMXRV	NC2WLNHXR	NC2WLNPRV	NC2WLTMHRV	NC2WLTHHRV	NC2WLTPHRV	NC2WLTQHRV
Dimension & Weight								
Overall length	mm	4,595						
Overall width	mm	1,750						
Overall height	mm	1,730	1,750		1,730	1750		
Wheelbase	mm	2,775						
Track	Front	1,520						
	Rear	1,510						
Ground clearance	mm	225			220			
Gross vehicle weight	kg	1,840			1,860			
Fuel System								
Fuel supply equipment		ECI-MULTI						
Fuel tank capacity	litres	45						
Engine								
Type		1.5-litre 16-valve DOHC (4A91) AS&G			1.5-litre 16-valve DOHC (4A91)			
Fuel type / octane		Unleaded (RON 90 & Over)						
Total displacement	cc	1,499						
Emission level		Euro 4						
Max. output	kW/rpm	77 / 6,000						
Max. torque	N·m/rpm	141 / 4,000						
Transmission								
Clutch		Single dry plate			-			
Gear ratio	1st	3.818			2.480 - 0.396			
	2nd	2.055						
	3rd	1.333						
	4th	0.969						
	5th	0.717						
	Reverse	3.500			2.604			
	Final	4.625			5.698			
Performance								
Max. speed*2	km/h	170						
Acceleration*3 0-100km/h	sec.	12.7			13.4			
Minimum turning radius	m	5.2						
Steering								
Type		Rack and pinion with electrical power assist						
Suspension								
Front		MacPherson strut						
Rear		Torsion beam						
Brake								
Front		Ventilated Disc						
Rear		Drum						
Tyre								
Tyres		195/65R16						205/55R17

*1: Continuously Variable Transmission
*2: Measured by MITSUBISHI MOTORS CORPORATION. Your actual mileage will vary depending on how you drive and maintain your vehicle.
*3: Acceleration values vary depending on equipment level.
Note: These specifications are subject to change without notice. Please consult your local MITSUBISHI MOTORS dealer/distributor for detailed specifications.

DIMENSIONAL VIEWS



*Overall height: 1730mm (SMT/NC2WLNMXRV and CVT/NC2WLTMHRV)
All measurements in millimetres