

**BA**

**EURO 5**



 **800** ALHABTOOR  
254228667  
crm@alhabtoormotors.com

**FUSO**

  
ALHABTOOR

  
**AL HABTOOR MOTORS**



**Safe  
Comfortable  
Eco-friendly**



## 01 Safety

- Easy-to-clean, anti-skid, fire-retardant vinyl floor
- Emergency exit door for added peace of mind in case of emergency
- Full air brakes with Anti-lock Braking System
- Large, breakable rear and side window glass to speed up evacuation in case of emergency
- Factory installed roof hatch for emergency ventilation and evacuation

## 02 Comfort

- Increased seating capacity (36 passengers + driver)
- Equipped with powerful air-conditioning for optimum comfort even during extreme summer conditions
- Ergonomically designed high head rest 2x2 passenger seat layout with individual seats and 3 point seat belts
- Automatic foot step for easy access on/off the bus
- Large windows for a clear view

## 03 Durability

- Modular body structure offers greater strength, ease of service and longer life
- Strong and reliable chassis frame for increased safety and longer vehicle life

## 04 Technology

- 4D37: Reliable, efficient and clean Euro V emission engine
- High pressure common rail for better fuel efficiency
- Ample low-end torque for easy pick-up from low speeds, suitable for city use



# 37 Seater

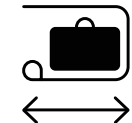


## Greater Value



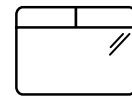
### Modern Headlamps

Daytime running lamps increase safety and visibility for surrounding vehicles and pedestrians



### Extra deep Overhead Storage

Large luggage racks on both sides, useful for storing school bags, sports equipment, and personal belongings

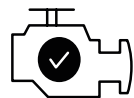


### Improved Large Windows

Large windows offer improved visibility with minimum opening to ensure safety for children

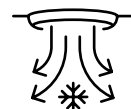


## Optimum Performance



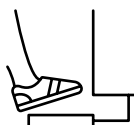
### Economical 4-cylinder Engine

Fuel-efficient 3.9L engine with SCR technology complies with Euro V emission standards



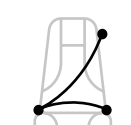
### High Performance Air Conditioning

Higher capacity air-conditioner for increased passenger comfort



### Automatic Retractable Footstep

Low, auto-retracting footstep with anti-slip surface for easy access



### 37 Individual Seats with 3-Point Seat Belts

Extra seating capacity, more space per passenger, and increased safety with fire-retardant upholstery





# Technical Specifications

## Engine

Description	4 cylinder, water cooled
Engine	4D37
Emission standard	Euro V
Max output	125 kW (170 hp) @2500 RPM
Max torque	520 Nm @1500 RPM

## Transmission

Transmission type	MO 36 Manual Shift
Number of gears	6
Gear ratio	5.400 / 3.657 / 2.368 / 1.465 / 1.000 / 0.711 Rev 5.4

## Clutch

Type	Single Plate, Hydraulic Actuation
Clutch diameter	Ø 325 mm

## Brakes

Front brake	Ø 325 mm, Drum
Rear brake	Ø 325 mm, Drum
ABS & Exhasut brake	Standard
Brake type	Dual-Circuit air

## Tyres

Front tyres	215/75R17.5
Rear tyres	215/75R17.5

## Front Axle

Type	IF 3.6 Reverse Elliott I beam
Front axle capacity	3,600kg

## Rear Axle

Type	Fully Floating
Rear axle ratio	5.13:1
Rear axle capacity	6,000kg

## Suspension

Front suspension	Parabolic Leaf Springs
Rear suspension	Parabolic Leaf Springs
Shock absorbers	Double acting telescopic
Anti-roll bar	Front & Rear

## Electrical & Electronics

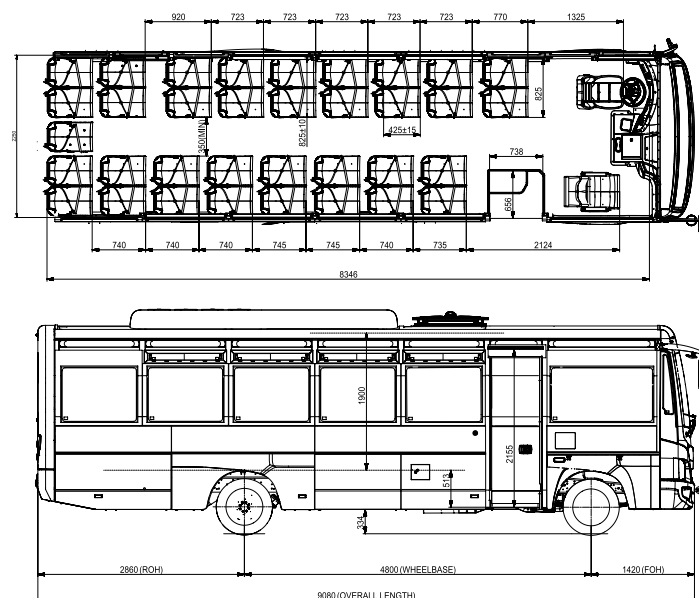
Electrical system	24V
Alternator output	120A + 80A
Battery	120A 1.1x2
Battery cutoff switch	Provided

## Tanks

Fuel tank capacity	200 litres
Ad-blue tank capacity	30 litres

## Body Specification

Passenger seats	High head rest seats with 3-point seat belts
Seat Layout & capacity	2 x 2, 36 + 1 seats
Driver seat	HHR adjustable seat with 3pt seat belt
Floor	Anti skid vinyl floor
Passenger door	Inswing, pneumatically operated
Windows	Fixed glass
Emergency Exit	Door at rear LHS, rear breakable glass, and all side windows breakable
Luggage rack	Modular with integrated speakers, AC louvers and light
Headlamps	Dual chamber headlamps with LED daytime running lights
Speakers	Integrated with luggage rack
AC Capacity	32,676 kcal/hr
Demister	Standard
Other optional fitments	Automatic stop arm Flashing roof markers Automatic fire suppression system CCTV and rear view cameras Public announcement system LED destination board



## Performance and Dimensions

Vehicle GVW	9.6 ton	Frame width	838 mm
Max speed	100 km/h	Internal height	1900 mm
Gradeability	30%	Internal width	2240 mm
Wheelbase	4800 mm	Overall length	9080 mm
Overall width	2350 mm	Angle of approach	12 degrees
Overall height	~3137mm	Angle of departure	10 degrees

Find us online



MITSUBISHI FUSO TRUCK & BUS CORPORATION

 **800 ALHABTOOR**  
254228667  
crm@alhabtoormotors.com



<https://habtoormotors.com/fusouae>

